



# INSIGHTS



## User Guide:

## How To Search For Carbon Scope3 Emissions In Insights For Buyers



<https://insights.oxygen-finance.com/login>



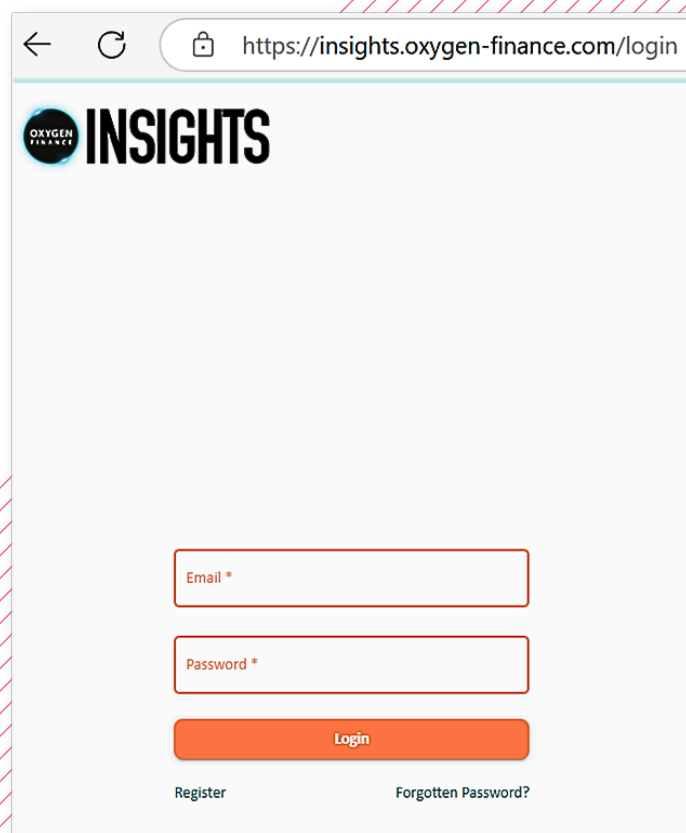
# INSIGHTS

## CARBON


## How to search for Carbon Scope3 Emissions in Insights for Buyers

### Step 1: Log in with your credentials

First things first, use your login details to sign in to your account. This ensures you can access all the amazing features we have for you.



← ↻ <https://insights.oxygen-finance.com/login>

 **INSIGHTS**

Email \*

Password \*

Login

[Register](#) [Forgotten Password?](#)

## Step 2: How we calculate carbon data

We link the spend data we gather from Buyers to **SIC emissions factors** (supported by BEIS and DEFRA) and adjust for inflation.

This means for **every £ spent**, we estimate the **equivalent emissions in kilotons** – giving you a clear view of your supply chain's carbon impact.

### Why this matters:

**Plan smarter:** Build a strong sustainability strategy.

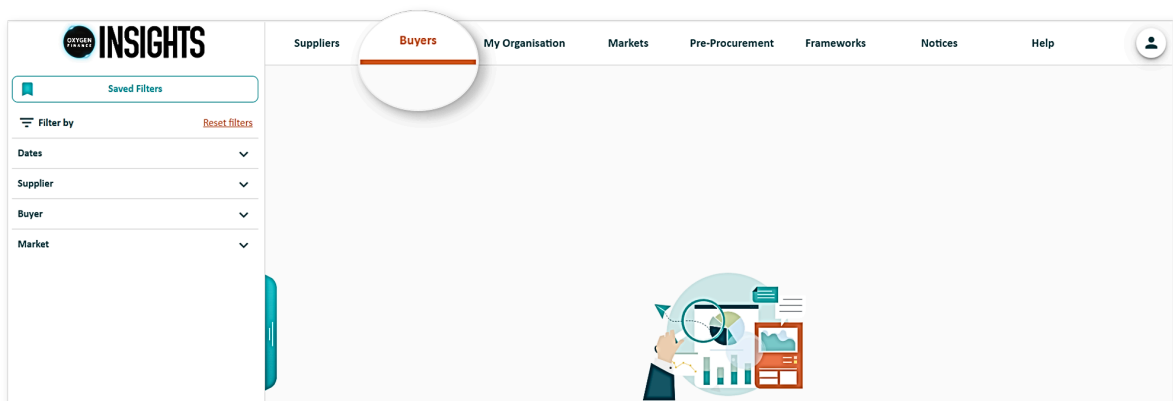
**Stay aligned:** Helps with plans to reach net zero carbon emissions by 2050.

**Compare & act:** Benchmark against others to prioritise actions.

**Source better:** Drive sustainable procurement conversations.

## Step 3: Look for the Buyers tab

Once logged in successfully, look for the **Buyers** tab at the top of the page in the navigation menu.



## Step 4: Apply filters to narrow down your search

Now, you'll see a list of filters available on the left-hand side of the page, each allowing you to refine your search with various options:

**Date:** Select a specific date range to focus on carbon emissions within a particular time frame e.g. last financial year or current financial year.

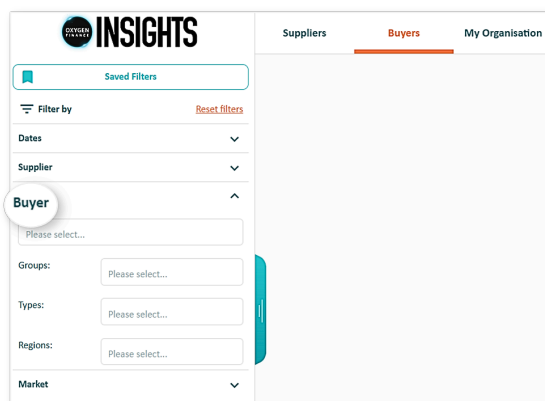
**Buyer name:** Enter the name of the buyer you are interested in. (Note: You can add multiple buyers if you would like to build a buyer analysis).

**Group:** Filter by specific groups like Local Government or NHS to focus on particular buyer categories.

**Types:** Select the type of buyer, such as NHS > ICBs, to refine your results.

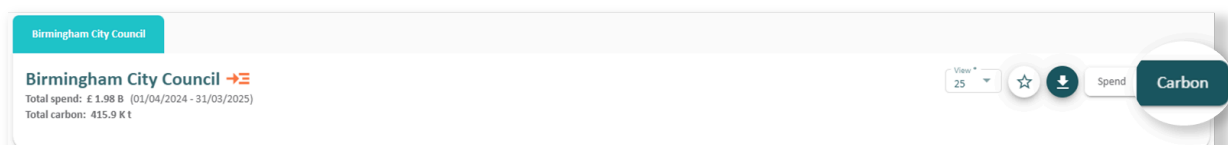
**Regions:** Choose the region of interest to focus on buyers in a specific geographic area.

Once you select a buyer, you'll also be able to see the **Markets & Categories** they operate in. Select a specific market / markets and category / categories to narrow your results.



## Step 5: Customise your dashboard settings

At the top of the search results page, you'll also have the ability to select:



**Items:** You can select how many items you'd like to see on your dashboard (5, 10, 25, 50, or 100).

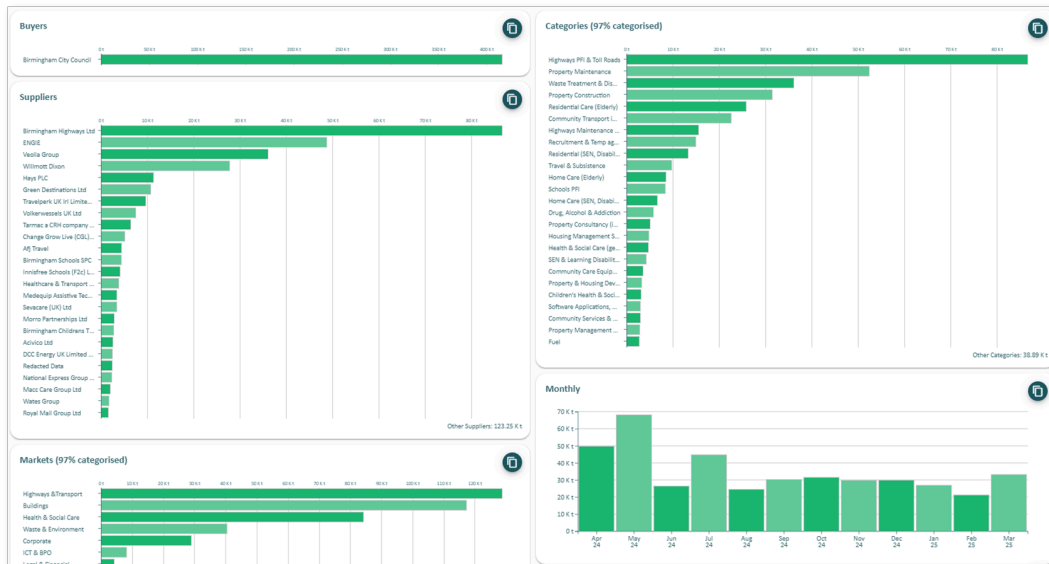
**Favourite:** Use the star to save the analysis to your favourites for easy access.

**Export button:** You can also export the data based on your search results. Click on the **Export button** to download the data to Excel.

**Carbon:** Select the Carbon option to display Scope3 emissions data for the buyers selected.

## Step 6: Review Scope3 emissions data

Once you've selected a buyer, on this page you'll find key data and infographics, including:



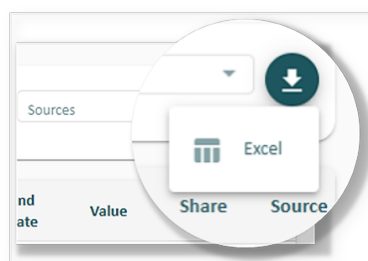
**Top suppliers and their emissions:** View which suppliers are working with the buyer and the associated Scope3 emissions.

**Monthly & Annual breakdown:** View the buyer's monthly and annual carbon emissions trends to identify patterns and progress.

**Markets & categories:** Discover the markets and categories the buyer is involved in. **Tip:** You can always check the definitions of the markets and categories in our Help Hub section for more details.

### Pro Tip:

You can also export the data based on your search results. Click on the **Export** button to download the data to Excel.



Need help staying ahead of your analysis? Check out our Insights Guides 



[www.oxygen-finance.com](http://www.oxygen-finance.com)



0121 295 4498



[ariane.oliveira@oxygen-finance.com](mailto:ariane.oliveira@oxygen-finance.com)

1st Floor, Enterprise House, 115 Edmund Street, Birmingham, B3 2HJ